Woodlands Ring Primary School

P1 Parents' Primer and Connect Session
11 November 2026

Outline of Presentation

- P1 Bridging Programme
- Getting Ready for School
- Home-School Partnership

File for Parents



A4 File

- Parent's Handout
- Temporary Nametags
- Booklist
- Activity sheets
- Resources (Zone of Regulation Cards & Breathing Technique Cards)

Smoothening the Transition to P1

1. Transition is the process in which a child moves into a new environment

2. When moving from pre-school to primary, a child will have to adapt to unfamiliar setting and routines

When your child has transited well, he/she will:

- Feel safe and comfortable in the new environment
- Be able to manage daily challenges
- Be able reach out to teachers and/ or peers for support when needed

New friends and teachers



New routines

New learning environment

WRPS P1 Bridging Programme 2027

WRPS Bridging Programme

Help children transit smoothly from pre-school to their first year of primary school

- Social and Emotional Readiness
- Classroom Readiness
- Self-Confidence

WRPS Bridging Programme



By Groups

By classes

P1 Orientation Bridging Programme (Part 1)

- Diverse group settings
- Interaction among the children
- Adapting to school environment with structures and routines

By Groups

P1 Orientation Bridging Programme (Part 2)

- Come together as a class
- Get to know one another
- Build Teacher-Student relationship

PG notice on Friday, 8 Jan 2027

By classes

Important Dates

Part 1 (By Group) 4/1 - 8/1

Dismissed by Groups

Part 2 (By Class) 11/1 - 15/1

Dismissed by Classes

8/1: PG Notification of Classes

11/1 Class Timetable will be issued

Students will assemble by classes on 11 Jan onwards

Getting Ready for School

First Day of School

Level	First day
Primary 1	**Monday, 4 January 2027**
Primary 2 to 6	**Tuesday, 5 January 2027**

General School Hours

Days	Time
Monday, Tuesday, Thursday & Friday	7.30 a.m. – **1.30 p.m**.
Wednesday	7.30 a.m. – **12.30 p.m.**
Students are strongly encouraged to be in school by 7.20 a.m. for flag-raising ceremony	

P1 School Hours



Days	Time
Monday, 4 January 2027	7.30 a.m. - **12.30 p.m**.
Tuesday, 5 January 2027 to 29 January 2027	Mon, Tue, Thu, Fri: 7.30 a.m. – **1.20** p.m. Wed: 7.30 a.m. – **12.20** p.m.
Students are strongly encouraged to be in school by 7.20 a.m. for flag-raising ceremony	

First Day @ School on 4 Jan 2027

What's in Store for P1 Parents?

A special day of discovery with your child



Observe the Morning Assembly



Enjoy Recess with Your Child



Explore the School with Your Child



Attend Engaging Parent Workshops

By Care Corner and our School Counsellor



Observe the Dismissal Arrangements

First Day @ School on 4 Jan 2027

Hall Layout

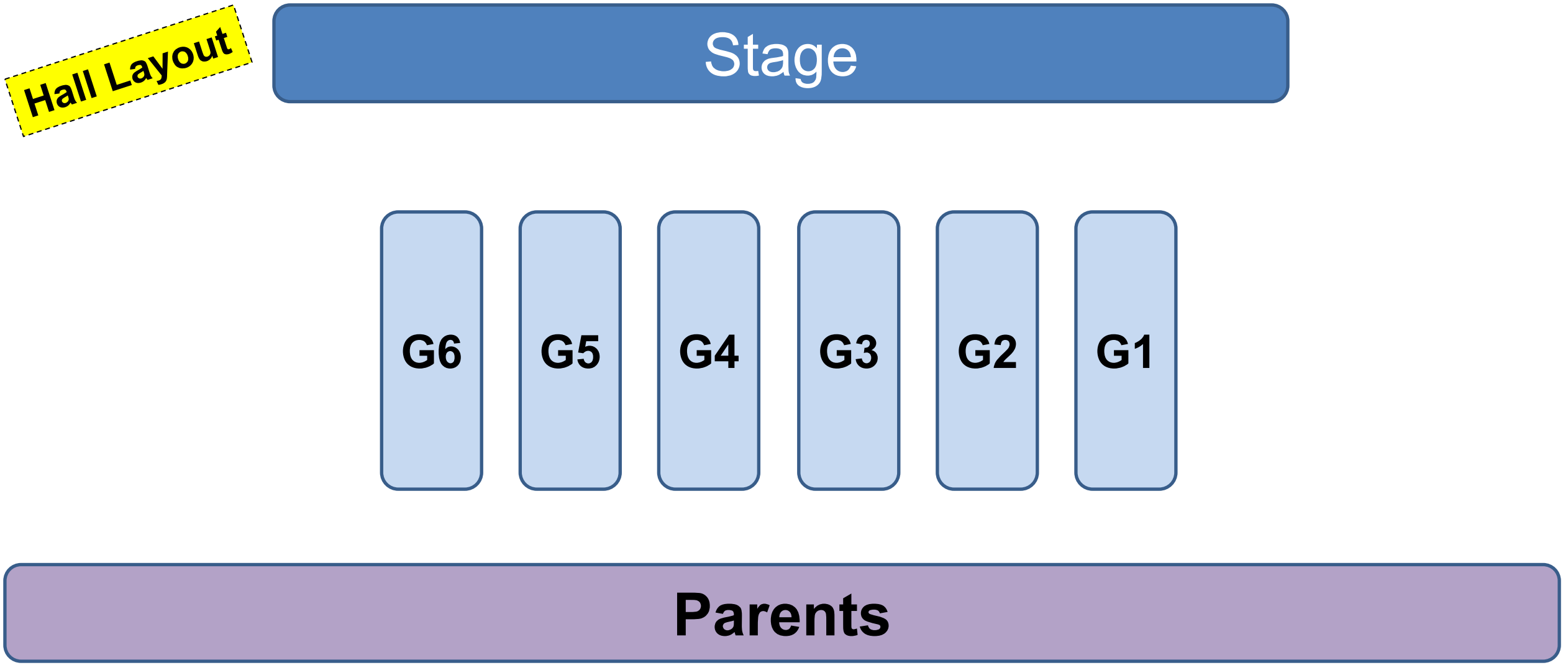

1st Recess

Seating Arrangement(Canteen Layout)

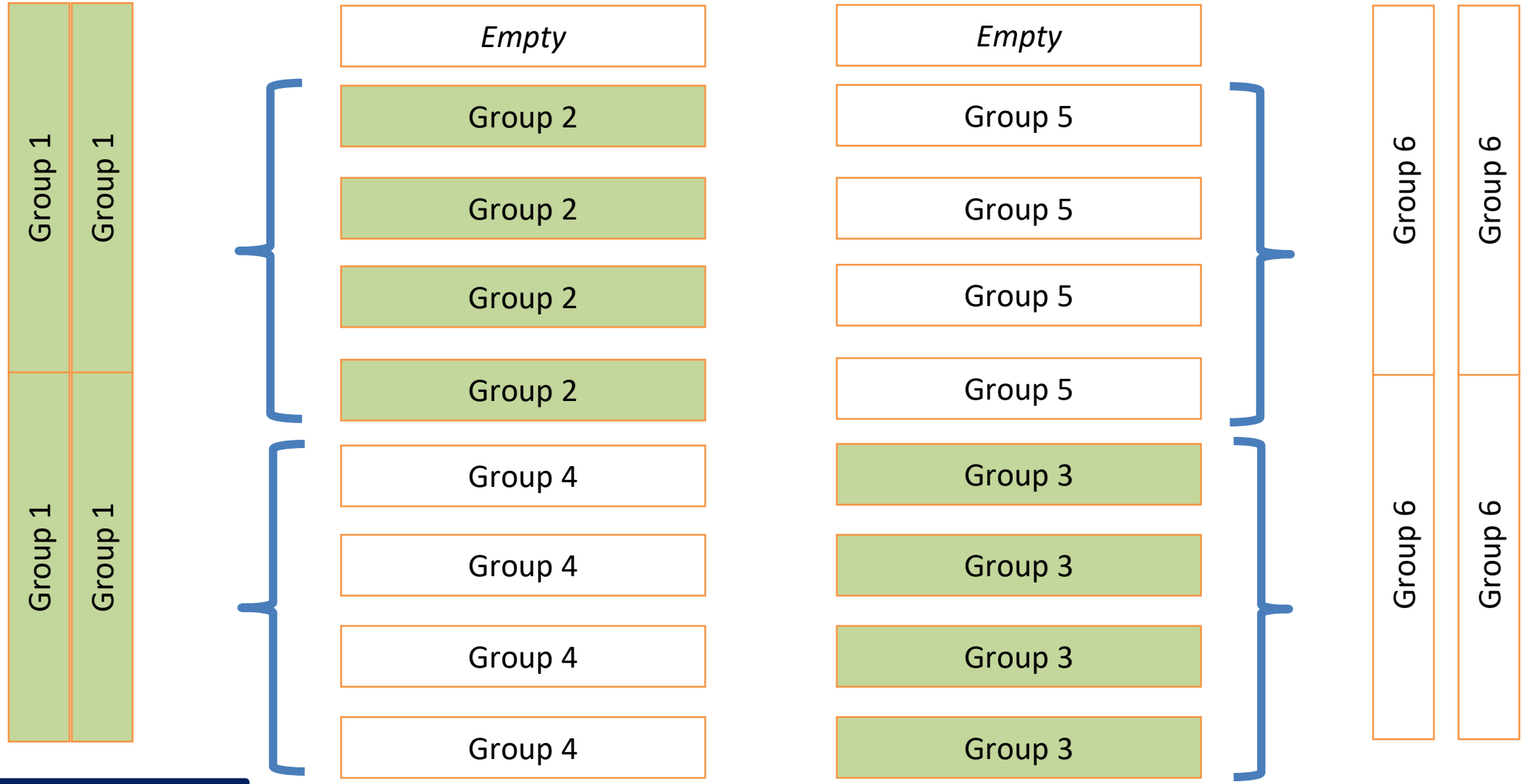

8.50 a.m. to 9.30 a.m.

2nd Recess

Seating Arrangement(Canteen Layout)

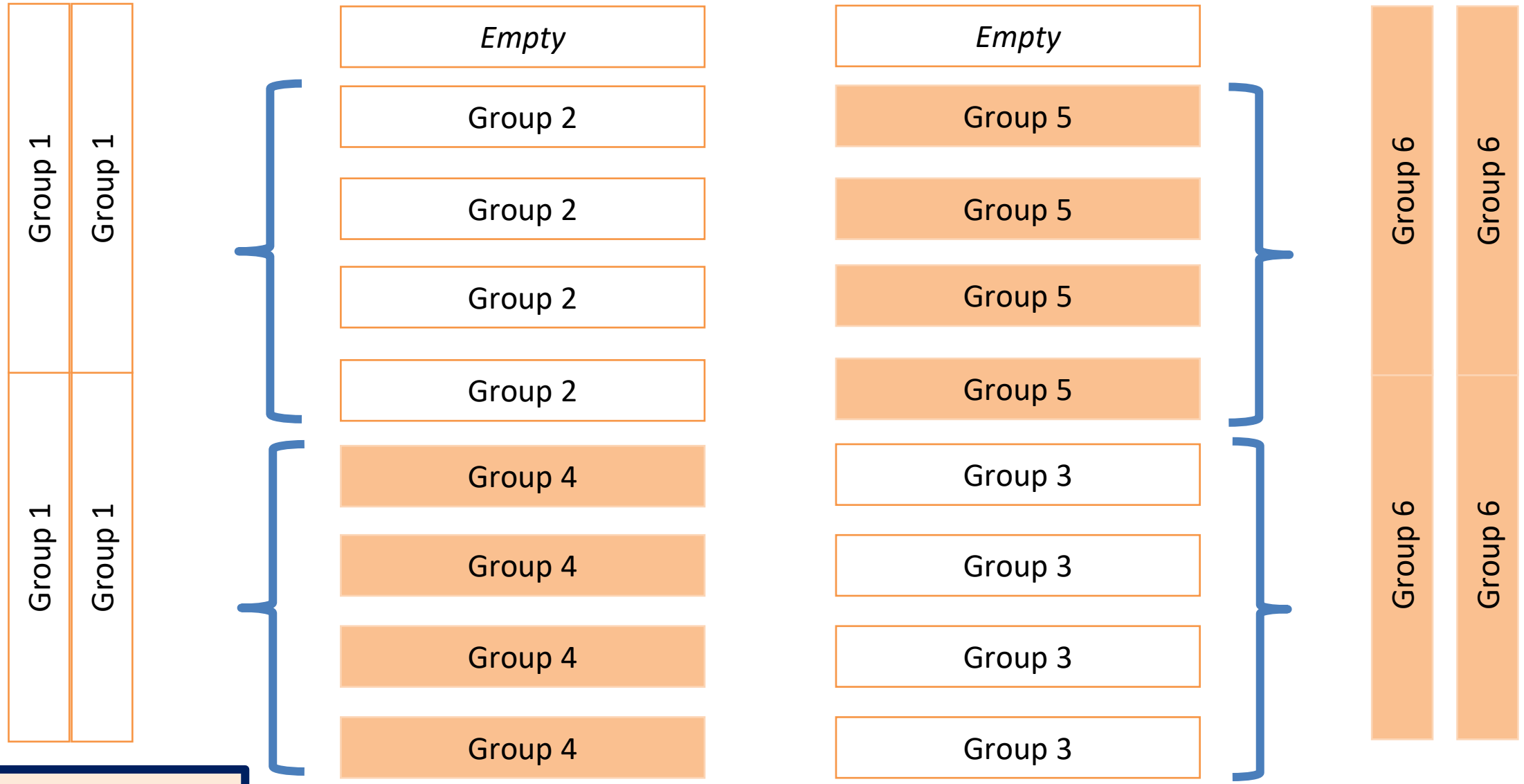

9.50 a.m. to 10.30 a.m.

Recess and a School Walk with your Child



Recess with your child

8.50 to 9.30 a.m.

Venue: Canteen



School walk with your child

9.30 to 10.05 a.m.

Venue: Level 1, then Level 2 classroom



Recess with your child

9.50 to 10.30 a.m.

Venue: Canteen



School walk with your child

10.30 to 11.05 a.m.

Venue: Level 1, then Level 2 classroom

Sharing Sessions for Parents on 4 January 2027



Venue for both sessions: School Hall

7.45 a.m.–8.45 a.m.

P1 Transition Talk: A Smooth Transition – Empowering Your Child for Success

By Care Corner



Light refreshments will be provided.



11.10 a.m.–11.55 a.m.

Helping Eagles Soar: Establishing Routines and Rewards in the Early Years

By School Counsellor



The School Library is opened for parents to take a short break in between the session

Attire

- School Uniform on first day
- School Uniform / PE Attire (5 Jan to 8 Jan)
- Nametag (plastic case)
- White school shoes and socks

From Tuesday, 12 January 2027 onwards:

- Take note of days your child would have to put on the School Uniform or the P.E. Attire. Information will be on the timetable.

Things to Bring Daily



Pack a lightweight school bag (no wheels)

- ✓  Pencil case
- ✓  3 to 4 sharpened pencils
- ✓  Short ruler
- ✓  An eraser
- ✓  Coloured pencils
- ✓ 

Student's planner
- ✓  Water bottle
- ✓  A storybook
- ✓  Correspondence file (red file)



✓ Pocket money

Collection of Files/Books from 12 Jan onwards

Tuesday, 12 January 2027	Wednesday, 13 January 2027	Thursday, 14 January 2027
• Form Teacher Guidance Period Journal (CCE) • Social Studies Activity Book • My Physical Education Journal P1 • STELLAR Handwriting 1 • Mathematics Practice Book 1A	• Mother Tongue Activity Book 1A • 2-D purple ring file (Mother Tongue) • Mother Tongue Character and Citizenship Activity Book • First Steps to Music	• Subject Files: Black: 2 Blue: 2 Grey: 1 • 1 Jotter Book (line/plain) • Word Bank Book
Friday, 15 January 2027	**Monday, 18 January 2027**	**Tuesday, 19 January 2027**
• Drawing Block • A3 Mesh Bag with Zip	• 2-D white ring file • My Grammar Handbook	• Accomplishment Folder (Blue Report Book)

Arriving at School



Map

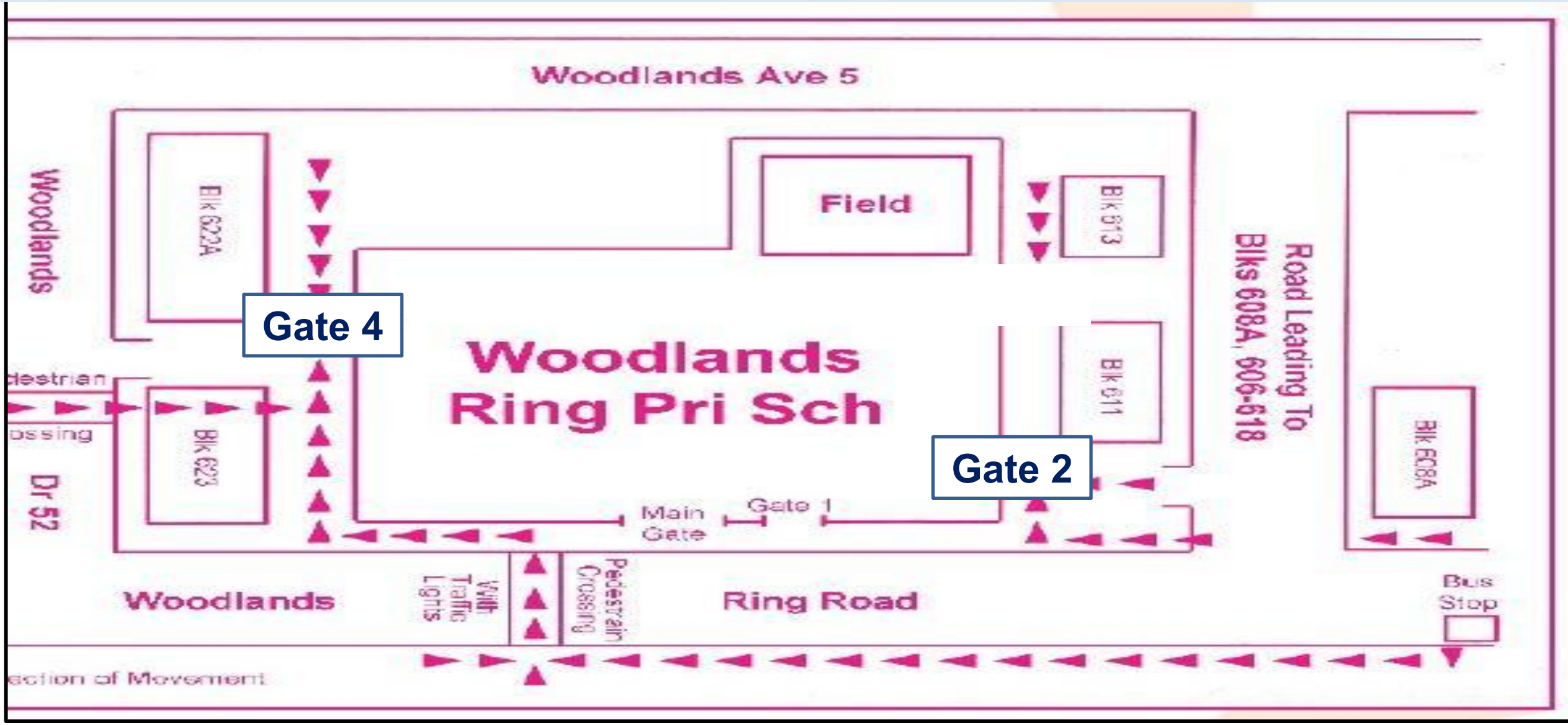
Woodlands Ave 5
Woodlands
Blk 622A
Field
Blk 613
Road Leading To
Blks 608A, 606-618
Gate 4
Woodlands
Ring Pri Sch
Blk 611
Blk 608A
Gate 2
destrian
ossing
Dr 52
Blk 623
Main
Gate
Gate 1
Woodlands
With
Traffic
Lights
Pedestrain
Crossing
Ring Road
Bus
Stop
ection of Movement

Gate 2


WOODLANDS RING PRIMARY SCHOOL
Side Gate 2
Opening Hours
Monday - Friday: 6.45am - 7.15am
By-Law

Gate 4



Dropping off at the Foyer



Morning Assembly

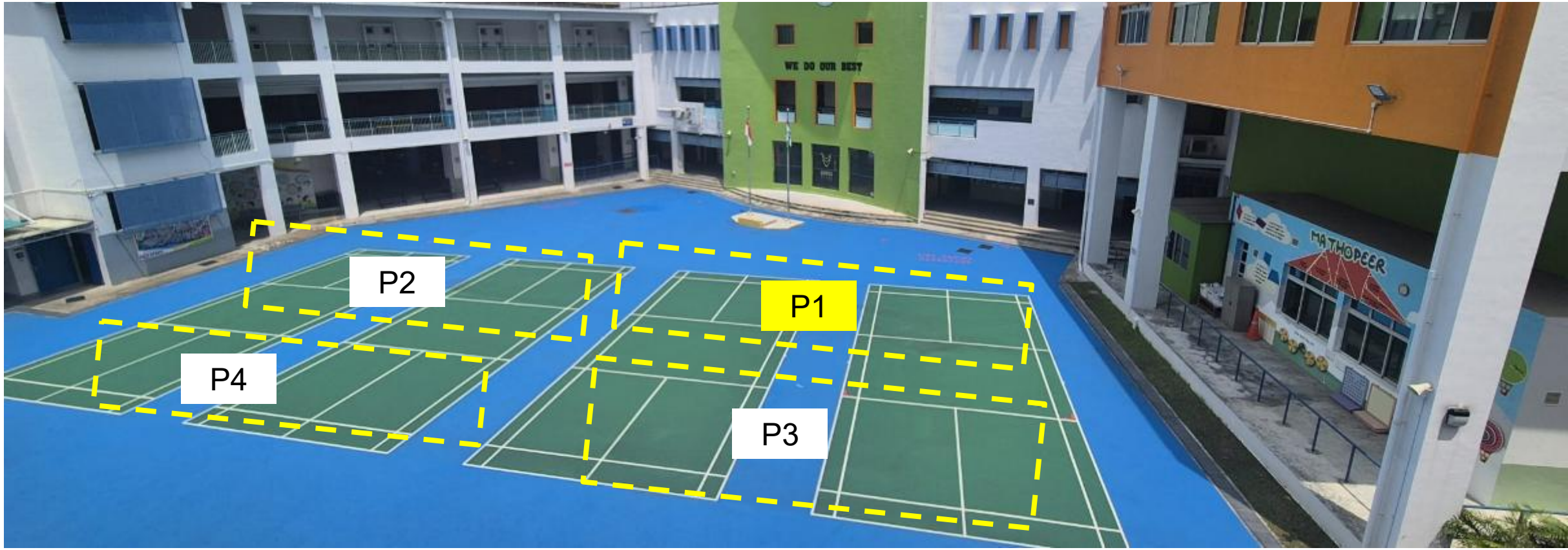

**Applies Week 2 onwards for P1*

Morning Assembly Arrangements

DRY WEATHER

Monday

Assemble at the Parade Square for whole-school assembly and flag raising.



Tuesday to Friday

Before 7.10 a.m.

Assemble at the Parade Square.



After 7.10 a.m.

Proceed straight to the classroom.



WET WEATHER

Monday to Friday

Before 7.10 a.m.

Assemble at the canteen.



After 7.10 a.m.

Proceed straight to the classroom.



Canteen





Canteen

All stalls accept cash/ POSB smart watch payment


Stall 5
Hot Drinks Stall
5
Refreshing Arctic
Yangtze Delights
Great Wall Cuisine
Appetizing Aroma
Brani Wonders
Bukom Special
Freezing Antarctic
1
Stalls 1 & 8
Drink Stalls
8
Passionate Learners
Gracious Citizens


Refreshing Arctic
Yangtze Delights
Great Wall Cuisine
Appetizing Aroma
Equator Spring
Brani Wonders
Bukom Special
Freezing Antarctic
Library Activities
2
3
Stalls 2 & 3
Non-halal Food Stalls


Refreshing Arctic
Yangtze Delights
Great Wall Cuisine
Appetizing Aroma
Equator Spring
Brani Wonders
Bukom Special
Freezing Antarctic
Library Activities
4
5
Stalls 4, 5, 6 & 7
Halal Food Stalls
6
7

Estimated Cost for Drinks





Drink Stalls

- Drinks : $0.80 - $1.30
- Fruits : $0.60 - $1.00

Note:
Beverage Container Return Scheme applies to selected drinks purchased

Estimated Cost for Meals

All food stalls

- Main meal : $1.20 - $2.50
- Side dishes: $0.60 - $1.20








Toilets

Bookshop

- Accepts cash/ POSB smart watch payment
- Name tags can be purchased from the bookshop at $5/set



Enabling Independence and Encouraging Responsibility

Choosing a Wallet for Your Child

Small and lightweight

Choose a wallet that is not bulky.



Fits easily in a pocket

Your child should be able to carry it comfortably.



Has a coin compartment

Helps your child keep coins together.



Label the wallet with your child's name and class.

Name: _____
Class: _____

Enabling Independence and Encouraging Responsibility

Choosing a Water Bottle for Your Child

Avoid metal bottles



Avoid bottles with a spray function



Choose an easy-to-open screw cap



Choose a handle or strap for a better grip



Label the bottle with your child's name and class.

Name: _____
Class: _____

Enabling Independence and Encouraging Responsibility

- **Allows misplaced items to be returned to the owner/ easily identified at the Lost and Found corner**



Label belongings with name and class

Snack Break

- 10 mins snack time at 12 noon
- Prepare a simple dry snack (e.g. bread, fruits, biscuits)





Dismissal Procedures

Viewing of Dismissal (School bus / Big Heart / External Student Care)

4 January 2027

- **Meet us at the canteen at 12.20 pm** if your child is taking the **school bus** or attending **Big Heart Student Care** or any **other external Student Care Centres**
- Dismissal for the above children will take place at the School Basketball Court

Viewing of Dismissal (School bus / Big Heart / External Student Care)



Dismissal Procedures

Submission of FORM SG:
12 November 2026 – 11 December 2026

No.	Dismissal Arrangement	Venue
1.	Gate 2	Gate 2
2.	Gate 4	Gate 4
3.	Waiting for older siblings	Canteen
4.	School Bus	Basketball court
5.	External Student Care (eg. Dedicated SC, Little Star, etc.) with bus service	Basketball court
6.	External Student Care (eg. Dedicated SC, Little Star, etc.) with teacher on site	Basketball court
7.	Big Heart Student Care Centre @ WRPS	Basketball court

Dismissal at Gates 2 / 4

- Main Teacher stationed at Gates 2 & 4
- Call out group by group (Groups 1 – 6)
- Handover of child to family member/ helper
- Be punctual
- Child will remain at the waiting area within the school compound with the teacher
- Please come nearer to the gate once your child's group is called out.

- Teacher will lead your child to the basketball court
- Child will sit at a designated spot

Waiting for Siblings

- Teacher will lead your child to the canteen
- Designated space for them to sit at the canteen



Keying in Info in FORMSG by 11 Dec 2026

9. **Dismissal Arrangement:**

Please choose one of the options below.

- ◯ 1. My child/ward will be picked up at Gate 2.
- ◯ 2. My child/ward will be picked up at Gate 4.
- ◯ 3. My child/ward will be taking the school bus home.
- ◯ 4. My child/ward will be attending an external Student Care Centre and will be taking the bus to the Student Care Centre. (Proceed to Qn 10)
- ◯ 5. My child/ward will be attending an external Student Care Centre and will wait at the Basketball Court for his/her Student Care Teacher. (Proceed to Qn 10)
- ◯ 6. My child/ward will wait for his/her older sibling at the canteen.
- ◯ 7. My child/ward will be attending the Big Heart Student Care Centre located within the school's premises.

SCAN ME

https://tinyurl.com/P12027WRPS

Student Care Centres (Not an exhaustive list)

- Big Heart Student Care Centre (Refer to email sent on 6 Oct)
- Bebeblume Student Care
- Dedicated Student Care
- Kids Pitstop
- Little Stars Academy
- Oasis Student Care
- PlayFacto
- Pro-Teach Student Care
- Thinking Bees Student Care

Home-School Partnership



Home-School Partnership

Join the Parent Support Group (PSG)!

- A group of dedicated parents who partner the school to support fellow parents in nurturing their children.





Home-School Partnership

Communicating with your child's teacher

- Regular conversations with teachers in both academic and non-academic areas
- Email address of teachers
- Using of student's planner/correspondence file

Parent-Child Activity Book (Digital)

10 TIPS FOR PARENTS to help you navigate your child's first year in primary school.

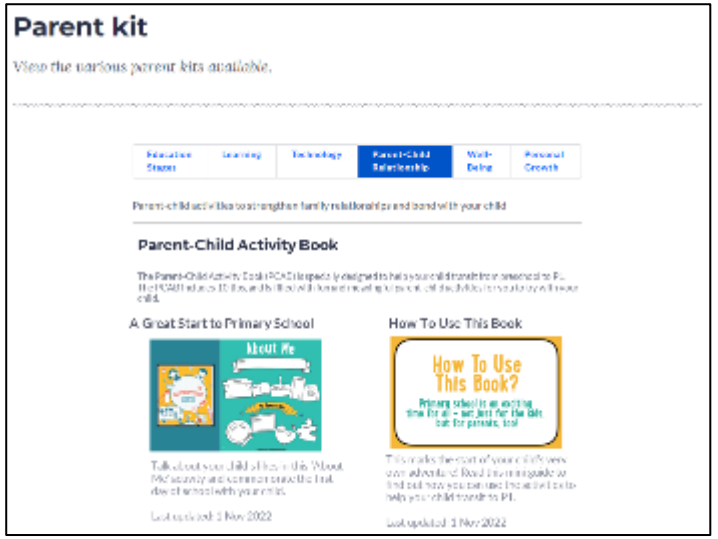



Chat with your child
Boost their confidence
Practise various scenarios
Create something interesting
Thank others for their help
Pledge to do things together

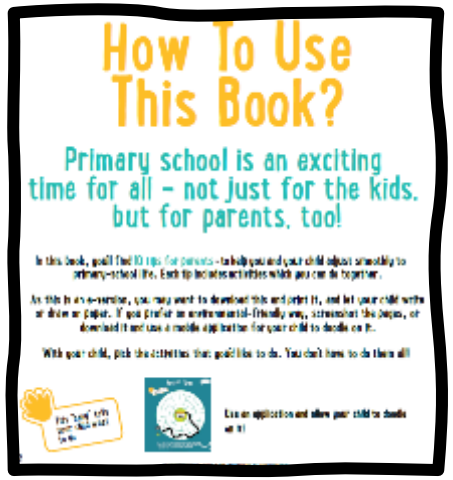



Home-School Partnership

Parents Gateway

- **Have you downloaded?**

Please approach us should you need any help on PG related matters

Contact Us

- School website: https://woodlandsringpri.moe.edu.sg
- School email address: wrps@moe.edu.sg
- General Office Number: 6364 3679
- School WhatsApp Number: 8725 8217

Parents' Engagement Session for P1

Date: Wednesday, 20 January 2027
Time: 5 p.m. to 7 p.m.
Mode: Face-to-Face Session



Here's to a Great Start to Primary School!



Passionate Learners Gracious Citizens